





Effects of Storage Time on Ostrich Egg Quality

John Cassius Moreki^{1*} , Denise Florence Mosarwa¹ , Joshua Makore² , and Nicholas Mosweu¹ 

¹Department of Animal Sciences, Faculty of Animal and Veterinary Sciences, Botswana University of Agriculture and Natural Resources, P/Bag 0027, Gaborone, Botswana

²Department of Biometry and Mathematics, Faculty of Sciences, Botswana University of Agriculture and Natural Resources, P/Bag 0027, Gaborone, Botswana

*Corresponding author's E-mail: jmoreki@buan.ac.bw

Received: 19 January 2023

Accepted: 08 March 2023

ABSTRACT

Egg quality is considered as both internal egg quality that focuses on the egg content and external egg quality that focuses on the eggshell. This study investigated the effect of storage time on ostrich egg quality. A total of 15 ostrich eggs were obtained from Dibete Ostrich Multiplication Unit and subjected to five storage periods (0, 3, 6, 9, and 12 days) at room temperature (18-25°C). The measured parameters were egg weight, egg length, egg width, yolk weight, albumen weight, albumen height, yolk height, shell weight, egg specific gravity (ESG), egg surface area, Haugh Unit (HU), egg shape index, albumen ratio, shell ratio, yolk ratio and weight of egg contents. Results showed that storage time did not influence egg weight for eggs stored for 0, 3, and 6 days. On the other hand, storage time significantly affected egg weight for eggs stored at 9 and 12 days. The albumin ratio for egg storage duration had no significant impact on eggs held for 0, 3, or 6 days. However, the albumen ratios of eggs held for 9 and 12 days were impacted by the storage period compared to those stored for 0, 3, and 6 days. The HU for the eggs stored for 0, 3, and 6 days was not affected by storage time. On the contrary, the HU for eggs stored for 9 and 12 days was significantly impacted by storage time as the HU decreased with the prolonged storage time, compared to those stored for 0, 3, and 6 days. The results of this study suggest that ostrich eggs should not be stored for more than 6 days at ambient temperature to avoid egg quality degradation.

Keywords: Cuticle, Egg quality, Ostrich eggs, Storage time

INTRODUCTION

An ostrich (*Struthio camelus*) is the largest and longest bird that belongs to the ratite family, *Struthionidae*. Ostrich eggs are the largest eggs measuring 15.4 cm long and 12.7 cm wide (Cooper et al., 2009), with a thick eggshell of about 1.8 cm that is very resistant to breakage (Ceylan et al., 2006). Similarly, Di Meo et al. (2003) reported the average ostrich egg length and width of 15.4 cm and 12.9 cm, respectively. However, Al-Obaidi et al. (2012) in Iraq found the ostrich egg length and width to be 16.9 cm and 12.6 cm, respectively. The weight and shell of the egg are the main external and internal quality indicators of an egg (van Niekerk, 2014). The internal egg quality focuses on the yolk and the egg white, and the external quality on the soundness of the shell. The amount

of time that ostrich eggs are stored significantly affects their quality. Factors such as water activity, temperature, the gaseous environment, and environmental pollutants have an impact on storage (Ceylan et al., 2006).

Eggshells are enclosed in a cuticle, a protective layer that regulates the exchange of gases across the shell and acts as a first line of defense against microbial penetration across the eggshell (Samiullah and Roberts, 2014). Therefore, the washing of eggs is not recommended, especially for eggs from older hens with thinner shells, as it might result in damage to the cuticle leading to bacteria entering into the egg, thus risking the consumers' lives. According to Hassan et al. (2005), storage time affects egg weight loss; hence ostrich eggs should be stored at 16°C for at least 7 days. The study by Sahan et al. (2003) showed that ostrich eggs must be stored at 21°C or less to

maximize hatchability, whereas Archer and Cartwright (2017) recommend storage temperatures of 13 to 18°C for no more than 10 days. Ograk and Altinel (2014) mentioned that ostrich eggs should not be stored for over 10 days while Moreki *et al.* (2016) stated that ostrich eggs must be stored for at least 11 days to avoid degrading the egg quality characteristics. According to Wilson *et al.* (1997), the date the egg is laid is a factor that determines how long ostrich eggs can be stored.

Many available published sources give estimates of the maximum storage time for ostrich eggs; however, it is difficult to find up-to-date information specifically suitable for Botswana's climate and biological conditions. Therefore, the objective of this study was to investigate the effects of five storage periods (i.e., 0, 3, 6, 9, and 12 days) on the ostrich egg quality characteristics at room temperature.

MATERIALS AND METHODS

Study site

The experiment was carried out in May 2021 in the Meat Science Laboratory at the Botswana University of Agriculture and Natural Resources (BUAN), Gaborone, Botswana.

Sample preparation

The ostriches at Dibete Ostrich Multiplication Unit (DOMU), a government facility located about 100 km northeast of Gaborone, the capital city of Botswana, were sourced from South Africa and Zimbabwe at different ages. The DOMU is the only operational ostrich facility in the country from which we obtained the eggs for this study, as other facilities have collapsed due to myriad challenges, including the high cost of feeds, the frequent closures of the sole ostrich abattoir, lack of access to credit facilities and lack of technical extension support (Moreki *et al.*, 2012). The ostriches found at DOMU are crosses of South African black and Zimbabwean blue. A total of 15 eggs used in this study came from multiple-age parents. DOMU is located on the periphery of Dibete village of Central District and lies within latitude 22° south and 24° south, north of Gaborone, and longitude 26° west and 28° west (Moreki *et al.*, 2012).

Eggs were bought according to the dates they were laid on the farm and were stored at five different storage periods, including 0, 3, 6, 9, and 12 days at room temperature (20-25°C). Eggs were placed in wooden trays with their sharp ends pointing downwards and stored at room temperature before data collection in accordance with Hassan *et al.* (2005). In this study, eggs were not

covered during storage. The windows for the room in which eggs were stored were opened during the day and closed at night, indicating that the room was naturally ventilated. At 3-day intervals, three eggs were opened and analyzed for egg quality.

Data collection

Prior to breaking eggs for egg quality determination, eggs were individually weighed using an electronic scale sensitive to 0.01 g and their weight was recorded. Egg width and length were measured using Vernier calipers sensitive to 0.01 mm. Thereafter, eggs were carefully opened using a saw to avoid mixing the internal contents, including albumen and the yolk. The contents were removed from the shell and poured into containers. Following the emptying of the shell contents into a container, the shell with membranes was washed with clean water and wiped with a paper towel. Thereafter, shell thickness and shell weight were measured using a Vernier caliper and electronic scale, respectively (Nonga *et al.*, 2010). Shell thickness was measured only at the equator of the egg. The weight of egg contents was obtained by subtracting shell weight from egg weight.

The albumen and yolk were separated by pushing them into separate containers and weighed separately. After separating the yolk from the albumen, the height and the length of the yolk and albumen were measured using a Vernier caliper. The Haugh unit (HU), shell ratio, albumen ratio egg ratio, egg surface area, shell ratio, and egg specific gravity (ESG) were evaluated according to El-Safty and Mahrose (2009) using the formulae below.

$$\text{Egg specific gravity (g/cm}^3\text{)} = \text{Egg weight/Egg volume}$$

$$\text{Egg shape index} = \text{Egg width/Egg length} * 100$$

$$\text{Shell ratio (\%)} = \text{Shell weight/Egg weight} * 100$$

$$\text{Albumen ratio (\%)} = \text{Albumen weight/Egg weight} * 100$$

$$\text{Yolk ratio (\%)} = \text{Yolk weight/Egg weight} * 100$$

$$\text{Yolk index} = \text{Yolk weight/Yolk diameter} * 100$$

$$\text{Haugh unit} = 100 \log (H - 1.7W^{0.37} + 7.6)$$

Where, H is albumen height and W denotes the egg weight
Egg surface area = $3.9782W^{0.7056}$

Where, W is the egg weight

Statistical analysis

Data on egg quality traits were subjected to analysis of variance (ANOVA) and analyzed using Statistical Analysis System (SAS) Software (version 9.4, 2012). Duncan's Multiple Range test was used to find significant differences among the means ($p < 0.05$).

RESULTS AND DISCUSSION

Egg quality characteristics

The effects of storage time on egg quality characteristics are presented in Table 1. The egg weight for eggs stored for 0, 3, and 6 days was not affected by storage time, compared to 9 and 12 days ($p > 0.05$). However, compared to 0, 3, and 6 days, storage time had a significant impact on egg weight at 9 and 12 days ($p < 0.05$). Furthermore, the weight of eggs stored for 0 and 9 days was similar to those stored for 3, 6, and 12 days ($p > 0.05$). Eggs that were kept for 9 and 12 days had similar weights. This finding agrees with Khan et al. (2014), who reported a negative effect of storing eggs for more than 3 days on egg weight, hatchability, embryonic development, and hatchling weight in Fayoumi chickens. Similarly, Samli et al. (2005) observed that egg weight decreased with an increased storage time of up to 10 days.

No statistical difference was observed for the egg shape index (ESI) of eggs stored for 0, 3, and 6 days, compared to eggs stored at 9 and 12 days ($p > 0.05$). The present results are consistent with Nedomova and Buchar (2013), who reported that ostrich ESI ranges between 74.48% and 89.72%. The ESI for eggs stored for 9 and 12 days in the present study were significantly affected by storage time, compared to those stored for 0, 3, and 6 days ($p < 0.05$). Eggs stored for 9 and 12 days had greater ESI compared to eggs stored for 0, 3, and 6 days which was in agreement with Tabidi (2011). The ESI values in this study increased with prolonged storage. On the contrary, Tilki and Saatci (2004) found that the ESI of partridge eggs was not affected by storage from 0 to 35 days. The differences in the results of this study and that of Tilki and Saatci (2004) could be attributable to species differences.

According to Table 1, eggs stored for 3 and 6 days had greater shell weight compared to other treatments ($p < 0.05$). Shell weight for eggs stored at 0, 9, and 12 days was not statistically different but differed from the shell weight of eggs stored for 3 and 6 days ($p > 0.05$). The shell weight of eggs stored for days 0, 3, and 6 significantly differed from those stored for days 9 and 12 ($p < 0.05$). These results are inconsistent with Juergens and Bessei (2016), who observed that prolonged storage time of up to 28 days decreases shell weight. The average shell weight in the present study was 0.223 kg which is higher than the result reported by Moreki et al. (2016) who found the shell weight of ostrich eggs from multiple aged ostriches to range from 0.1750 to 0.1707 kg. The fluctuation in shell weight across the storage periods in this study may be attributable to the quality of water at DOMU in Botswana. Water supplied to birds at DOMU came from different sources due to water shortage at the farm. Balnave and Yoselewitz (1987) stated that eggshell quality could be negatively impacted over time by the water with high electrolyte concentrations (saline drinking water). This is

because elevated levels of sodium interfere with calcium utilization, an important mineral in shell and bone formation.

The surface area (ESA) of the eggs stored for 0, 3, and 6 days was not affected by storage time, whereas the ESA of the eggs stored at 9 and 12 days was significantly affected by storage time (Table 1). The average ESA in the present study was 606.36 cm^2 , which was higher than the value (506.41 ± 2.36) reported by Brassó and Komlósi (2021). The difference in the results may be due to the ostrich sub-species and nutrition.

The storage time had no effect on the HU for the eggs held for 0, 3, and 6 days, compared to eggs stored for 9 and 12 days ($p < 0.05$). In contrast, the storage period had a significant effect on the HU for eggs stored for 9 and 12 days as opposed to those stored for 0, 3, and 6 days because the HU decreased with increased storage time ($p > 0.05$). The mean HU value in this study was 118.20, which is less than the value of 131.16 reported by Moreki et al. (2016) in ostrich eggs. According to Pleti et al. (2009), the HU above 100 shows a good quality ostrich egg. Khan et al. (2014) explained that HU decreases with increased storage time due to the loss of water from the egg.

The albumen ratio for eggs stored for 0, 3, and 6 days was not ($p > 0.05$) affected by storage time and was higher ($p < 0.05$) compared to eggs stored for 9 and 12 days (Table 1). This is because prolonged storage results in more water moving from the albumen to the yolk. The current result agrees with Lapão et al. (1999) who observed that the albumen ratio in the ostrich egg decreases with storage time. In the study by Demirel and Kirikci (2009), it was observed that the HU, albumen index, and yolk index decreased with increased storage time due to the loss of water from the egg. Khan et al. (2014) also attributed the decrease in the albumen ratio to the movement of water from the albumen into the egg yolk. According to Lapão et al. (1999), the decrease in the albumen ratio may be due to an increase in the albumen pH, which can be solved by providing the ostrich with low-pH drinking water. In addition, Balnave et al. (2000) stated that the albumen ratio is negatively affected by increased protein dietary and amino acids content. It is further argued by Ekweozor et al. (2002) that the ingestion of crude oil has a negative effect on the albumen ratio.

The yolk ratio was not affected by storage time ($p > 0.05$). This finding is inconsistent with Khan et al. (2013; 2014), who found that albumen index, albumen weight, yolk index, yolk weight, and HU all decreased after extended storage values in Fayoumi and Rhode Island Red eggs. Similarly, Tabidi (2011) reported that the yolk index decreases with storage. However, this result contradicts the finding of Khan et al. (2014), who reported that the yolk ratio is directly proportional to the storage time and that the yolk ratio increases with increased storage time due to egg water loss.

Table 1 The effects of storage time on ostrich egg quality characteristics

Trait	Storage time (days)					Grand mean	Standard error of the mean
	0	3	6	9	12		
EWT, (g)	1284.00 ^{ab}	1346.00 ^a	1346.00 ^a	1089.67 ^{bc}	1050.00 ^c	1223.13	51.73
SI, (%)	74.60 ^c	74.40 ^c	74.10 ^c	78.00 ^b	81.30 ^a	76.30	0.98
SW, (g)	214.67 ^{bc}	234.67 ^a	238.00 ^a	208.00 ^c	224.00 ^{bc}	223.87	7.29
ECwt, (g)	0.170 ^c	0.173 ^{bc}	0.177 ^{bc}	0.190 ^{ab}	0.197 ^a	0.181	0.0063
ESA, (cm ²)	620.98 ^{ab}	641.92 ^a	641.89 ^a	552.98 ^c	574.01 ^{bc}	606.36	18.08
HU	129.02 ^a	131.11 ^a	131.09 ^a	100.0 ^b	99.79 ^b	118.20	0.79
ARE	55.33 ^b	54.63 ^B	53.94 ^b	44.93 ^a	42.57 ^a	50.28	1.67
YKR	23.96 ^a	29.25 ^a	30.40 ^a	29.75 ^a	28.51 ^a	28.37	3.04
ESG, (g/cm ³)	1.31 ^{ab}	1.29 ^{ab}	1.28 ^b	1.39 ^a	1.32 ^{ab}	1.32	0.32
SR	16.71 ^b	17.44 ^{bc}	17.68 ^{abc}	19.20 ^{ab}	19.55 ^a	18.11	0.59

^{abc} Means within a row that do not share common superscripts differ significantly ($P < 0.05$). EWT: Egg weight; SI: Egg shape index; SW: Shell weight; ESA: Egg surface area; HU: Haugh unit; SR: Shell ratio; ESG: Egg specific gravity; AR: Albumen ratio; YKR: Yolk ratio; ECWT: Weight of egg contents.

Storage time did not affect the ESG of ostrich eggs stored for 0, 3, and 6 days. However, the storage time significantly affected the eggs that had been kept for 9 and 12 days since ESG increased with longer storage ($P < 0.05$). The average ESG value of 1.32 g/cm³ in the current study is consistent with the values obtained by Koutinhoun et al. (2014) and Moreki et al. (2016), who reported the ESG values of 1.13±0.006 g/cm³ and 1.16±0.007 g/cm³, respectively for ostrich eggs. However, Keffen and Jarvis (1984) found that the average ESG of ostrich eggs was 2.0 ± 0.84 g/cm³. The differences in ESG values in these studies may be due to the age of birds, nutrition, and climatic conditions.

The shell ratio increased ($p < 0.05$) with prolonged storage (Table 1). The shell ratio for eggs stored for 12 days was significantly ($p < 0.05$) higher than those of eggs stored for 0 and 3 days. However, the shell ratios for storage periods 6, 9, and 12 were similar ($p > 0.05$). In addition, the shell ratio for eggs stored for 0, 3, 6, and 9 was not significantly different ($p > 0.05$) from each other. The average shell ratio in this study was 18.11%. This result is closer to the average shell ratio of 19.8% obtained by Hoffman and McMillin (2009) in ostrich eggs. The difference in shell ratios could be attributable to the age of the hen, genotype, calcium deposition, and strain of the bird (Ketta and Tůmová, 2016).

CONCLUSION

Based on the Haugh unit values, which indicate the freshness of the egg, ostrich eggs can only be stored for up to six days at room temperature without significantly losing quality.

DECLARATIONS

Acknowledgments

We wish to thank the Department of Animal Science, Botswana University of Agriculture and Natural Resources, for granting us permission to use the laboratory to carry out this study.

Funding

The Department of Tertiary Education of the Ministry of Education and Skills Development in Botswana provided financial assistance to this study.

Authors' contributions

This study was planned by John Cassius Moreki, who also conducted a review of the relevant literature, wrote and amended the paper, edited it, and then submitted it to the journal for consideration. Denise Florence Mosarwa collected data, surveyed the literature, and drafted the manuscript. Joshua Makore assisted with statistical design and data analysis, while Nicholas Mosweu participated in the practical part of the experiment. All authors checked and confirmed the final draft of the manuscript.

Competing interests

The authors confirm no conflict of interest.

Ethical considerations

The authors have examined ethical issues, including redundancy, plagiarism, misconduct, consent to publish, data fabrication, and double publication.

Availability of data and materials

The dataset of this study is available by the relevant authors upon request.

REFERENCES

- Al-Obaidi FA, Al-Shadeedi SM, and Mousa AS (2012). Egg morphology, quality and chemical characteristics of ostrich *Struthio camelus camelus*. Al-Anbar Journal of Veterinary Science, 5(1): 162-167. Available at: <https://www.iasj.net/iasj/download/2d42967bc2e4439e>
- Archer GS and Cartwright AL (2017). Incubating and hatching eggs. Texas A & M AgriLife Extension, pp. 1-13. Available at: <https://alec.unl.edu/documents/cde/2017/livestock-management/incubating-and-hatching-eggs-2017.pdf>
- Balnave D, Gill RJ, Li X, and Bryden WL (2000). Responses of Isa Brown laying hens to a pre-layer diet containing additional calcium and to dietary protein and lysine concentrations during lay. Australian Journal of Agricultural Research, 51(6): 779-784. DOI: <https://www.doi.org/10.1071/AR99179>
- Balnave D and Yoselewitz I (1987). The relation between sodium chloride concentration in drinking water and eggshell damage. British Journal of Nutrition, 58(3): 503-509. DOI: <https://www.doi.org/10.1079/bjn19870118>
- Brassó LD and Komlósi I (2021). Evaluation of egg quality parameters of two Hungarian ostrich populations. Acta Agraria Debreceniensis, 1: 51-57. DOI: <https://www.doi.org/10.34101/ACTAAGRAR/1/8523>
- Ceylan N, Ciftçi I, Mizrak C, Kahraman Z, and Efil H (2006). Influence of different dietary oil sources on performance and fatty acid profile of egg yolk in laying hens. Journal of Animal and Feed Sciences, 20(1): 71-83. DOI: <https://www.doi.org/10.22358/jafs/66159/2011>
- Cooper RG, Lukaszewicz M, and Horbanczuk JO (2009). The ostrich (*Struthio camelus*) egg- a safety seat in the time vehicle. Turkish Journal of Veterinary and Animal Science, 33(1): 77-80. DOI: <https://www.doi.org/10.3906/vet-0802-13>
- Demirel S and Kirikci K (2009). Effect of different egg storage times on some egg quality characteristics and hatchability of pheasants (*Phasianus colchicus*). Poultry Science, 88(2): 440-444. DOI: <https://www.doi.org/10.3382/ps.2008-00131>
- Di Meo C, Stanco G, Cutrignelli MI, Castaldo S, and Nizza A (2003). Physical and chemical quality of ostrich eggs during the laying season. British Poultry Science, 44(3): 386-390. DOI: <https://www.doi.org/10.1080/0007166031000085580>
- Ekweozor IKE, Granville AW, Nkanga EE, and Ogbalu OK (2002). The effects of crude oil contaminated feeds on the yield and quality of eggs of poultry birds (*Gallus domesticus*). Journal of Agriculture in the Tropics and Subtropics, 103(1): 89-97. Available at: <https://www.jarts.info/index.php/jats/article/view/1426>
- El-Safy SA and Mahrose KM (2009). Evaluation of some phenotypic, physiological and egg quality traits of African black neck ostrich under arid desert conditions of Libya. International Journal of Poultry Science, 8(6): 553-558. DOI: <http://www.doi.org/10.3923/ijps.2009.553.558>
- Hassan SM, Siam AA, Mady ME, and Cartwright AL (2005). Egg storage period and weight effects on hatchability of ostrich (*Struthio camelus*) eggs. Poultry Science, 84(12): 1908-1912. Available at: <https://www.doi.org/10.1093/ps/84.12.1908>
- Hoffman LC and McMillin KW (2009). Improving the meat quality of venison and other exotic game. Improving the sensory and nutritional quality of fresh meat, pp. 447-475. DOI: <https://www.doi.org/10.1533/9781845695439.3.447>
- Juergens A and Bessei W (2016). Effects of storage conditions on egg quality. Lohmann Information, 50(1): 22-27. Available at: <https://lohmann-breeders.com/media/2020/08/VOL49-GRASHORN-Storage.pdf>
- Keffen RH and Jarvis MJF (1984). Some measurements relating to ostrich eggs. Ostrich, 55(4): 182-187. DOI: <https://www.doi.org/10.1080/00306525.1984.9634485>
- Ketta M and Tůmová E (2016). Eggshell structure, measurements, and quality-affecting factors in laying hens: A review. Czech Journal of Animal Science, 61(7): 299-309. DOI: <https://www.doi.org/10.17221/46/2015-CJAS>
- Khan MJA, Khan SH, Bukhsh A, and Amin M (2014). The effect of storage time on egg quality and hatchability characteristics of Rhode Island Red (RIR) hens. Veterinarski Arhiv, 84(3): 291-303. Available at: <http://wwwi.vet.hr/vetarhiv/papers/2014-84-3-8.pdf>
- Khan MJA, Khan SH, Bukhsh A, Abbass MI, and Muhammad J (2013). Effect of different storage periods on egg weight, internal egg quality and hatchability characteristics of Fayumi eggs. Italian Journal of Animal Science, 12(2): e51. DOI: <https://www.doi.org/10.4081/ijas.2013.e51>
- Koutinhoun GB, Tougan UP, Boko C, Baba L, Fanou L, Chitou IB, Everaert N, and Thewis A (2014). Egg physical quality and hatchability in captive African ostrich (*Struthio camelus camelus*, Linnaeus 1758) reared in Benin: Effect of season and relationships. International Journal of Advanced Research, 2(6): 510-516. Available at: https://www.journalijar.com/uploads/99_IJAR-3456.pdf
- Lapão C, Gama LT, and Chaveiro SM (1999). Effects of broiler breeder age and length of egg storage on albumen characteristics and hatchability. Poultry Science, 78(5): 640-645. DOI: <https://www.doi.org/10.1093/ps/78.5.640>
- Moreki JC, Kebonye NM, and Tiroesele B (2012). Commercial ostrich farming in Botswana: A case study of dibete ostrich multiplication unit. Journal of Life Science and Biomedicine, 2(5): 192-195. Available at: [https://jlsb.science-line.com/attachments/article/17/J.%20Life%20Sci.%20Biomed.%20\(5\)%20192-195.%202012.%20B37.pdf](https://jlsb.science-line.com/attachments/article/17/J.%20Life%20Sci.%20Biomed.%20(5)%20192-195.%202012.%20B37.pdf)
- Moreki JC, Majuta GK, and Machete JB (2016). External and internal characteristics of ostrich eggs from dibete ostrich farm. International Journal of Advanced Research, 4(9): 1397-1404. DOI: <https://www.doi.org/10.21474/IJAR01/1740>
- Nedomova Š and Buchar J (2013). Ostrich eggs geometry. Acta Universitatis Agriculturae et Silviculturae Brunensis, 61(3): 735-742. DOI: <http://www.doi.org/10.11118/actaun201361030735>
- Nonga HE, Simon C, Karimuribo ED, and Mdegela RH (2010). Assessment of antimicrobial usage and residues in commercial chicken eggs from smallholder poultry keepers in Morogoro municipality, Tanzania. Zoonoses and Public Health, 57(5): 339-344. DOI: <https://www.doi.org/10.1111/j.1863-2378.2008.01226.x>
- Ograk YZ and Altinel A (2014). Effects of storage length on the hatchability of ostrich (*Struthio camelus*) eggs. Eurasian Journal of Veterinary Science, 30(1): 30-34. Available at:

- <https://dergipark.org.tr/en/pub/eurasianjvetsci/issue/24804/262058>
- Pleti AK, de Lima JJ, and Candido LMB (2009). Internal quality of ostrich eggs after storage in ambient temperature and in cooling condition storage. *Ciencia Rural*, 39(6): 1864-1868.
- Sahan U, Ipek A, and Yilmaz B (2003). The effects of storage temperature and position on embryonic mortality of ostrich (*Struthio camelus*). *South African Journal of Animal Science*, 33(1): 38-42. Available at: https://www.sasas.co.za/wp-content/uploads/2012/09/sahanvol33no1_0.pdf
- Samli HE, Agha A, and Senkoylu N (2005). Effects of storage time and temperature on egg quality in old laying hens. *Journal of Applied Poultry Research*, 14(3): 548-553. DOI: <https://www.doi.org/10.1093/japr/14.3.548>
- Samiullah S and Roberts J (2014). The eggshell cuticle of the laying hen. *World's Poultry Science Journal*, 70(4): 693-708. DOI: <https://www.doi.org/10.1017/S0043933914000786>
- Tabidi MH (2011). Impact of storage period and quality on the composition of table egg. *Advances in Environmental Biology*, 5(5): 856-861. Available at: <http://www.aensiweb.com/old/aeb/2011/856-861.pdf>
- Tilki M and Saatci M (2004). Effects of storage time on external and internal partridge (*Alectoris graeca*) eggs. *Revue de Medicine Veterinaire*, 155(11): 561-564. Available at: <https://avesis.ktu.edu.tr/yayin/fd36c132-1ffc-4d34-8c40-b52d903283c0/effects-of-storage-time-on-external-and-internal-characteristics-in-partridge-alectoris-graeca-eggs>
- van Niekerk T (2014). Egg quality, Low input breeds. Technical note, pp. 1-4. Available at: https://www.lowinputbreeds.org/fileadmin/documents_organicresearch/lowinputbreeds/tn-4-4-niekerk-2014-egg-quality.pdf
- Wilson HR, Eldred AR, and Wilcox CJ (1997). Storage time and ostrich egg hatchability. *Journal of Applied Poultry Research*, 6(2): 216-220. Available at: <https://www.doi.org/10.1093/japr/6.2.216>